



2020-2021


Adopted Budget

June 15, 2020

General Fund 199
School Nutrition Fund 240
Debt Service Fund 599



**Fredericksburg Independent School District
General Operating Fund 199
Adopted Budget by Function and Object
for Fiscal Year 2020 - 2021
at June 15, 2020**



Object Code	Estimated Revenue	2020- 2021 Budget	
5700	Local Revenue	\$ 43,102,440	(Includes property tax collections which are based on CURRENT YEAR estimates)
5800	State Revenue	2,757,560	
5900	Federal Revenue	430,000	
Total Estimated Revenue		\$ 46,290,000	

Function Code	Budgeted Expenditures		6100	6200	6300	6400	6600
11	Instruction	\$ 17,985,949	\$ 16,569,259	\$ 448,352	\$ 861,605	\$ 95,733	\$ 11,000
12	Instructional Resources & Media Svcs	300,429	\$ 229,964	\$ 13,036	\$ 55,494	\$ 1,935	\$ -
13	Curr & Instructional Staff Development	91,667	\$ -	\$ 36,976	\$ 8,759	\$ 45,932	\$ -
21	Instructional Leadership	284,133	\$ 266,902	\$ 4,601	\$ 3,465	\$ 9,165	\$ -
23	School Leadership	1,766,429	\$ 1,702,941	\$ 9,269	\$ 35,018	\$ 19,201	\$ -
31	Guidance & Counseling Services	956,138	\$ 911,273	\$ 1,303	\$ 37,053	\$ 6,509	\$ -
32	Social Services	60,020	\$ 59,020	\$ 200	\$ 300	\$ 500	\$ -
33	Health Services	279,060	\$ 227,339	\$ 1,200	\$ 10,521	\$ 40,000	\$ -
34	Pupil Transportation	1,411,345	\$ 746,812	\$ 103,957	\$ 391,356	\$ 43,220	\$ 126,000
36	Co-Curricular Activities	1,581,332	\$ 759,999	\$ 149,062	\$ 198,037	\$ 474,234	\$ -
41	General Administration	1,616,602	\$ 1,014,561	\$ 372,190	\$ 58,655	\$ 171,196	\$ -
51	Plant Maintenance	3,961,418	\$ 2,431,661	\$ 994,387	\$ 392,930	\$ 142,440	\$ -
52	Security & Monitoring Services	63,395	\$ -	\$ 54,910	\$ 6,985	\$ 1,500	\$ -
53	Data Processing Services	1,117,008	\$ 520,653	\$ 384,500	\$ 114,505	\$ 19,350	\$ 78,000
61	Community Services	493,489	\$ 309,116	\$ 134,502	\$ 36,314	\$ 13,557	\$ -
81	Facilities Acquisition and Construction	-	\$ -	\$ -	\$ -	\$ -	\$ -
91	Recapture Payment to state	12,661,656	\$ -	\$ 12,661,656	\$ -	\$ -	\$ -
92	Recapture Incremental Costs	34,930	\$ -	\$ 34,930	\$ -	\$ -	\$ -
93	Shared Service Arrangement	925,000	\$ -	\$ -	\$ -	\$ 925,000	\$ -
99	Inter-Governmental Charges	700,000	\$ -	\$ 700,000	\$ -	\$ -	\$ -
Total Budgeted Expenditures		\$ 46,290,000	\$ 25,749,500	\$ 16,105,031	\$ 2,210,997	\$ 2,009,472	\$ 215,000

Totals	\$ 46,290,000	\$ 25,749,500	\$ 16,105,031	\$ 2,210,997	\$ 2,009,472	\$ 215,000
---------------	----------------------	----------------------	----------------------	---------------------	---------------------	-------------------

Diff	\$ -	\$ -	\$ -	\$ -	\$ -	\$ -
		56%	7%	5%	4%	0.5%

00-8911	Operating Transfer Out	-
Total Exp & Operating Transfer Out		46,290,000

Estimated Increase (Decrease) to Fund Balance \$ -

Expenditure Object Code Summary

6100	Salaries and Benefits	\$ 25,749,500	
6200	Contracted Services	\$ 16,105,031	(includes recapture obj 6224 and lobbying obj 6214)
6300	Supplies and Materials	\$ 2,210,997	
6400	Other Operating Expenses	\$ 2,009,472	(includes statutorily required postings in newspaper obj 6491)
6600	Capital Outlay	\$ 215,000	
8900	Operating Transfer Out	\$ -	
Total Exp & Operating Transfer Out		\$ 46,290,000	

Estimated Fund Balance at of 6/30/20 \$ 13,622,454

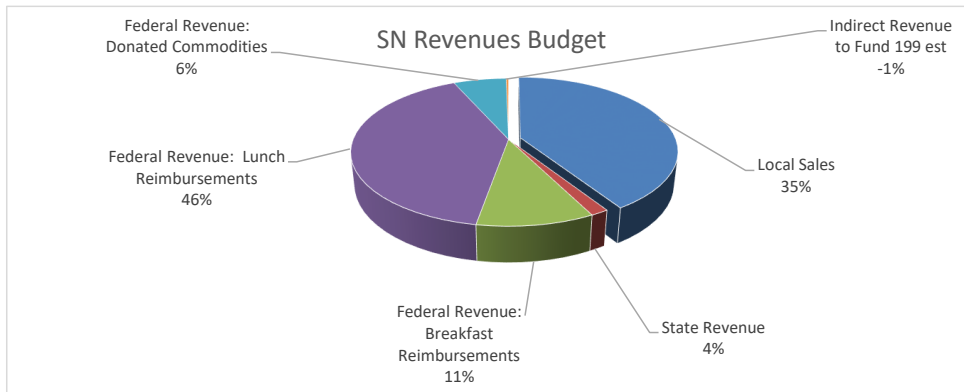
Estimated Fund Balance at of 6/30/21 \$ 13,622,454

**Fredericksburg Independent School District
 School Nutrition Fund 240
 Statement of Revenues and Expenditures
 Budget 2020/2021
 as of 6/15/20**



REVENUE

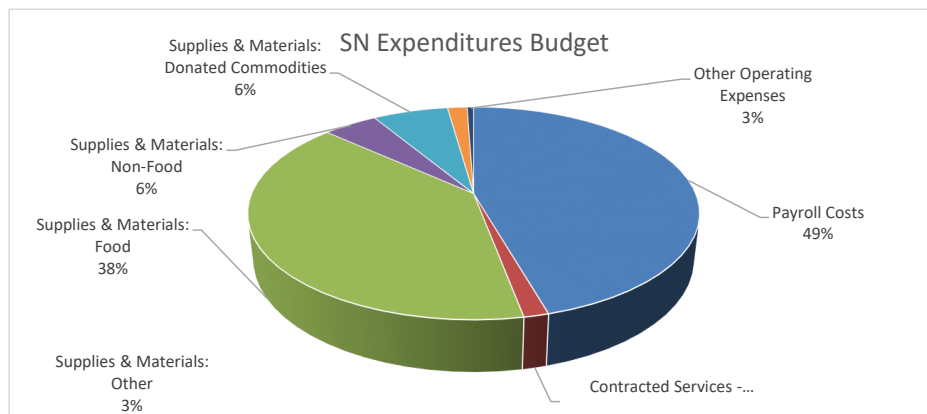
Object Code	Revenue	Beginning/ Original Budget	%	Per Enrolled 3130
5700	Local Sales	\$ 624,507	35%	
5800	State Revenue	\$ 64,843	4%	
5921	Federal Revenue: Breakfast Reimbursements	\$ 190,065	11%	
5922	Federal Revenue: Lunch Reimbursements	\$ 831,585	46%	
5923	Federal Revenue: Donated Commodities	\$ 115,000	6%	
5929	Indirect Revenue to Fund 199 est	\$ (23,000)	-1%	
Total Revenue		\$ 1,803,000	100%	\$ 576



EXPENDITURES

Object Code	Expenditure	Beginning/ Original Budget	%	Per Enrolled 3130
6100	Payroll Costs	\$ 867,050	49%	
6200	Contracted Services - Function 35	\$ 14,250	1%	
6341	Supplies & Materials: Food	\$ 680,000	38%	
6342	Supplies & Materials: Non-Food	\$ 57,000	3%	
6344	Supplies & Materials: Donated Commodities	\$ 115,000	6%	
63xx	Supplies & Materials: Other	\$ 59,600	3%	
6400	Other Operating Expenses	\$ 10,100		
		\$ 1,803,000	100%	\$ 576
6600	Capital Outlay	\$ -		
Total Expenditures		\$ 1,803,000		\$ 576

Fund Balance estimated at 6/30/20	\$ 304,285
Change estimated during 2020/21	\$ -
Fund Balance estimated 6/30/21	\$ 304,285

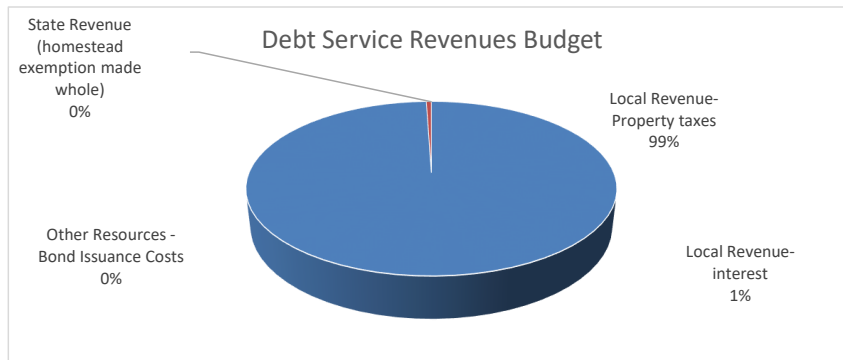


**Fredericksburg Independent School District
Debt Service Fund 599
Revenues and Expenditures
Budget FY 2020/21
at 6/15/20**



REVENUE

Object Code	Revenue	Beginning/ Original Budget	%	Per Enrolled 3130
571x	Local Revenue-Property taxes	\$ 4,626,462	99%	
574x	Local Revenue-interest	\$ 24,500	1%	
5800	State Revenue (homestead exemption made whole)	\$ -	0%	
7900	Other Resources - Bond Issuance Costs	\$ -	0%	
Total Revenue		\$ 4,650,962	100%	\$ 1,486



EXPENDITURES

Object Code	Expenditure	Beginning/ Original Budget	%	Per Enrolled 3130
6511	Debt Service Principal	\$ 4,040,000	90%	
6521	Debt Service Interest	\$ 463,752	10%	
6524	Debt Service - Bond Issuance Costs	\$ -	0%	
6599	Debt Service Fees	\$ 4,000	0%	
8900	Debt Service - Bond Issuance Costs	\$ -	0%	
Total Expenditures - Function 71		\$ 4,507,752	100%	\$ 1,440

Net Change in Fund Balance

Fund Balance estimated at 6/30/20	\$ 2,322,390
Change estimated during 2020/21	\$ 143,210
Fund Balance estimated 6/30/21	<u>\$ 2,465,600</u>

Notes

Debt Service payments are due on 2/15 (principal and interest) and on 8/15 (interest only) each year.

