



2019-2020

Adopted Budget

June 26, 2019

General Fund 199
School Nutrition Fund 240
Debt Service Fund 599

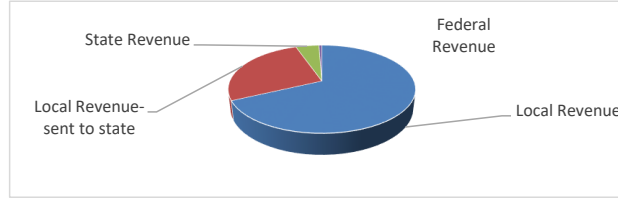


**Fredericksburg Independent School District
General Operating Fund 199
Proposed Budget by Function and Object
for Fiscal Year 2019 - 2020
at June 26, 2019**



Object Code	Estimated Revenue	Fund 199 2019- 2020 Budget
5700	Local Revenue	\$ 29,206,447
5700	Local Revenue-sent to state	\$ 11,446,427
5800	State Revenue	2,047,126
5900	Federal Revenue	260,000
Total Estimated Revenue		\$ 42,960,000

(Includes property tax collections which are based on CURRENT YEAR estimated valuations)



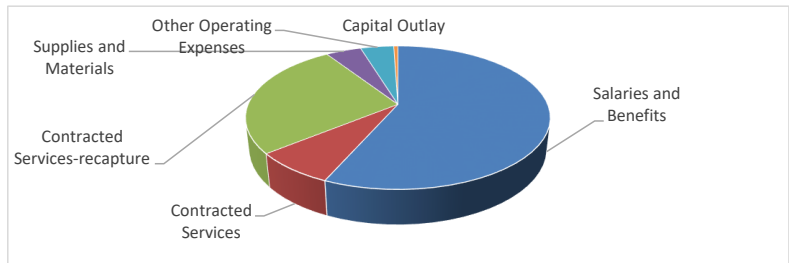
Function Code	Budgeted Expenditures	6100	6200	6300	6400	6600	Totals
11	Instruction	\$ 15,869,959	\$ 422,835	\$ 588,480	\$ 120,266	\$ 200,000	\$ 17,201,540
12	Instructional Resources & Media S	\$ 220,873	\$ 12,960	\$ 62,824	\$ 1,044	\$ -	\$ 297,701
13	Curr & Instructional Staff Develop	\$ -	\$ 31,751	\$ 9,490	\$ 42,108	\$ -	\$ 83,349
21	Instructional Leadership	\$ 260,031	\$ 6,600	\$ 3,515	\$ 9,165	\$ -	\$ 279,311
23	School Leadership	\$ 1,698,982	\$ 8,679	\$ 34,976	\$ 15,016	\$ -	\$ 1,757,653
31	Guidance & Counseling Services	\$ 881,000	\$ 1,353	\$ 38,628	\$ 5,372	\$ -	\$ 926,353
32	Social Services	\$ -	\$ -	\$ -	\$ -	\$ -	\$ -
33	Health Services	\$ 217,462	\$ 1,250	\$ 10,087	\$ 13,300	\$ -	\$ 242,099
34	Pupil Transportation	\$ 688,376	\$ 77,100	\$ 411,359	\$ 41,295	\$ 26,000	\$ 1,244,130
36	Co-Curricular Activites	\$ 579,182	\$ 140,422	\$ 178,046	\$ 416,300	\$ -	\$ 1,313,950
41	General Administration	\$ 971,993	\$ 355,928	\$ 56,794	\$ 156,087	\$ -	\$ 1,540,802
51	Plant Maintenance	\$ 2,356,667	\$ 963,935	\$ 387,430	\$ 135,015	\$ -	\$ 3,843,047
52	Security & Monitoring Services	\$ 48,575	\$ 42,220	\$ 6,355	\$ -	\$ -	\$ 48,575
53	Data Processing Services	\$ 501,667	\$ 299,500	\$ 113,150	\$ 18,350	\$ -	\$ 932,667
61	Community Education	\$ 80,365	\$ 132,397	\$ 20,777	\$ 11,857	\$ -	\$ 245,396
81	Facilities Acquisition and Construct	\$ -	\$ -	\$ -	\$ -	\$ -	\$ -
91	Chapter 41 Payment	\$ -	\$ 11,446,427	\$ -	\$ -	\$ -	\$ 11,446,427
92	Chapter 41 Incremental Costs	\$ -	\$ 32,000	\$ -	\$ -	\$ -	\$ 32,000
93	Shared Service Arrangement	\$ -	\$ -	\$ -	\$ 825,000	\$ -	\$ 825,000
99	Inter-Governmental Charges	\$ -	\$ 700,000	\$ -	\$ -	\$ -	\$ 700,000
Total Budgeted Expenditures		\$ 24,326,557	\$ 14,675,357	\$ 1,921,911	\$ 1,810,175	\$ 226,000	\$ 42,960,000

00-8911 Operating Transfer Out -
Total Exp & Operating Transfer C \$ 42,960,000

Estimated Increase (Decrease) to Fund Balance \$ -

Expenditure Object Code Summary

6100	Salaries and Benefits	\$ 24,326,557
6200	Contracted Services	\$ 3,228,930
6200	Contracted Services-recapture	\$ 11,446,427
6300	Supplies and Materials	\$ 1,921,911
6400	Other Operating Expenses	\$ 1,810,175
6600	Capital Outlay	\$ 226,000
8900	Operating Transfer Out	\$ -
Total Exp & Operating Transfer C		\$ 42,960,000



(includes object code 6491 for statutorily required postings in newspaper) \$ 3,800

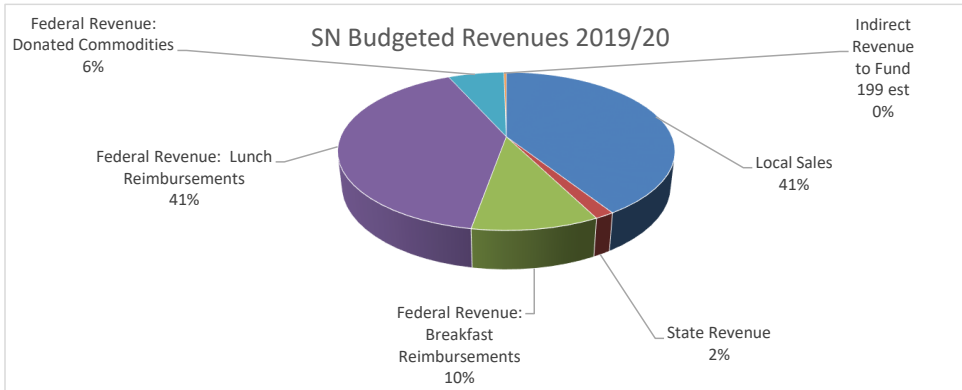
Estimated Fund Balance at of 6/30/19 \$ 11,253,857
Estimated Fund Balance at of 6/30/20 \$ 11,253,857

**Fredericksburg Independent School District
 School Nutrition Fund 240
 Statement of Revenues and Expenditures
 Budget 2019/2020
 as of 6/26/19**



REVENUE

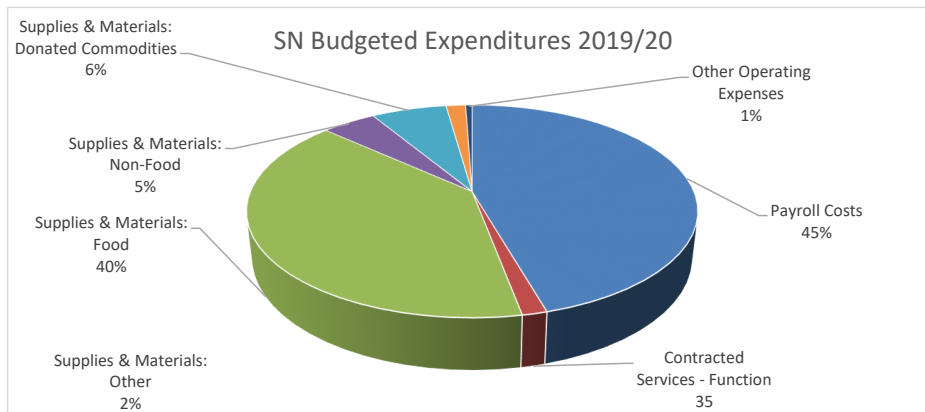
Object Code	Revenue	Beginning/ Original Budget	Actual %	Per Enrolled 3130
5700	Local Sales	\$ 736,490	41%	
5800	State Revenue	\$ 28,510	2%	
5921	Federal Revenue: Breakfast Reimbursements	\$ 185,000	10%	
5922	Federal Revenue: Lunch Reimbursements	\$ 730,000	41%	
5923	Federal Revenue: Donated Commodities	\$ 115,000	6%	
5929	Indirect Revenue to Fund 199 est	\$ (5,000)	0%	
Total Revenue		\$ 1,790,000	100%	\$ 572



EXPENDITURES

Function 35 Object Code	Expenditure	Beginning/ Original Budget	Actual %	Per Enrolled 3130
6100	Payroll Costs	\$ 815,000	46%	
6200	Contracted Services - Function 35	\$ 27,000	2%	
6341	Supplies & Materials: Food	\$ 710,000	40%	
6342	Supplies & Materials: Non-Food	\$ 83,000	5%	
6344	Supplies & Materials: Donated Commodities	\$ 115,000	6%	
63xx	Supplies & Materials: Other	\$ 30,000	2%	
6400	Other Operating Expenses	\$ 10,000		
		\$ 1,790,000		\$ 572
6600	Capital Outlay	\$ -		
Total Expenditures		\$ 1,790,000		\$ 572

	\$ -
Fund Balance estimated at 6/30/19	\$ 345,000
Change estimated during 2019/20	\$ -
Fund Balance estimated 6/30/20	\$ 345,000



Fredericksburg Independent School District
Debt Service Fund 599
Revenues and Expenditures
Budget FY 2019/20
at 6/26/19 with refunding 2011 bonds as 2019 bonds



REVENUE

Object Code	Revenue	Beginning/Original Budget	Per Enrolled 3130
571x	Local Revenue-Property taxes	\$ 4,321,607	
574x	Local Revenue	\$ 24,500	
5800	State Revenue (homestead exemption made whole)	\$ -	
7900	Other Resources - Bond Issuance Costs	\$ -	
Total Revenue		\$ 4,346,107	\$ 1,389

EXPENDITURES

Function 7x	Object Code	Expenditure	Beginning/Original Budget	Per Enrolled 3130
	6511	Debt Service Principal	\$ 4,735,000	
	6521	Debt Service Interest	\$ 593,623	
	6524	Debt Service - Bond Issuance Costs	\$ 90,000	
	6599	Debt Service Fees	\$ 5,000	
	8900	Debt Service - Bond Issuance Costs	\$ 5,000	
Total Expenditures - Function 71			\$ 5,428,623	\$ 1,734

Net Change in Fund Balance

Fund Balance estimated at 6/30/19	\$ 2,236,230
Change estimated during 2019/20	\$ (1,082,516)
Fund Balance estimated 6/30/20	<u>\$ 1,153,714</u>

Notes

Debt Service payments are due on 2/15 (principal and interest) and on 8/15 (interest only) each year.

