

Student Enrollment Details 3,111 Students Enrolled **Address** 234 FRIENDSHIP LN, FREDERICKSBURG, TX 78624

DISTRICT OVERVIEW 2018-19

HOW WELL DID THIS DISTRICT PERFORM OVERALL?



88 out of 100

This shows how well this school prepared students for success, both in school and after high school in college, a career, or the military.

CHANGE OVER TIME


2017-18
B
86 out of 100

2018-19
B
88 out of 100

This section showcases annually the overall grade of this district to showcase their improvement over time. The overall grade is based on performance in the three domains listed below.

OVERALL PERFORMANCE DETAILS


STUDENT ACHIEVEMENT



87 out of 100

Student Achievement shows how much students know and are able to do at the end of the school year.


SCHOOL PROGRESS



89 out of 100

School Progress shows how students perform over time and how that growth compares to similar schools.

CLOSING THE GAPS



87 out of 100

The Closing the Gaps domain tells us how well different populations of students in a district are performing.

Student Enrollment Details 3,111 Students Enrolled **Address** 234 FRIENDSHIP LN, FREDERICKSBURG, TX 78624

HOW ARE SCORES CALCULATED?

STUDENT ACHIEVEMENT

Component	Score	% of grade
STAAR Performance	82	40%
College, Career, and Military Readiness	91	40%
Graduation Rate	90	20%
Total	87	100%

SCHOOL PROGRESS

The higher score of Academic Growth or Relative Performance is used.

Component	Score	% of grade
Academic Growth	69	
Relative Performance	89	100%
Total	89	100%

CLOSING THE GAPS

Component	Score	% of grade
Grade Level Performance	81	50.0%
Academic Growth/Graduation Rate	100	10.0%
English Language Proficiency	0	10.0%
Student Achievement	100	30.0%
Total	87	100%

FINANCE SUMMARY 2017-18

HOW MUCH DID THIS DISTRICT RECEIVE COMPARED TO OTHERS?

\$12,114
per student



FINANCIAL INTEGRITY RATING SYSTEM OF TEXAS (FIRST) FOR 2018-19



98 out of 100